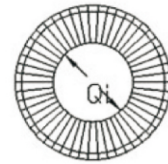


盖洛克® 双叠自锁垫圈 规格表

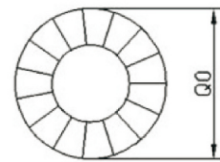
DIN25201:Grains Lock Washer

材质: SK5、S60C、27MnCrB5(En1.7182)
 表面处理: 环保达克罗、久美特、德尔塔等涂层处理
 Zincoflake coated、Geomet、Delta

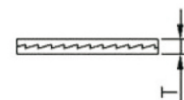
规格	公制型号	美制型号	内径 Φi	外径 Φo	厚度 T	千只重 kg/1000pcs
GL3	M3	#5	3.4	7	1.8	0.3
GL3.5	M3.5	#6	3.9	7.6	1.8	0.4
GL3.5sp	M3.5	#6		9	1.8	0.6
GL4	M4	#8	4.4	7.6	1.8	0.4
GL4sp	M4	#8		9	1.8	0.6
GL5	M5	#10	5.4	9	1.8	0.5
GL5sp	M5	#10		10.8	1.8	1.1
GL6	M6		6.5	10.8	1.8	0.7
GL6sp	M6			13.5	2.5	2
GL1/4"		1/4"	7.2	11.5	2.5	0.8
GL1/4sp		1/4"		13.5	2.5	1.8
GL8	M8	5/16"	8.7	13.5	2.5	1.5
GL8sp	M8	5/16"		16.6	2.5	2.8
GL3/8"		3/8"	10.3	16.6	2.5	2.3
GL3/8sp		3/8"		21	2.5	4.8
GL10	M10		10.7	16.6	2.5	2.2
GL10sp	M10			21	2.5	4.7
GL11	M11	7/16"	11.4	18.5	2.5	2.9
GL12	M12		13	19.5	2.5	2.9
GL12sp	M12			25.4	3.4	9.3
GL1/2"		1/2"	13.5	19.5	2.5	2.7
GL1/2"sp		1/2"		25.4	3.4	9
GL14	M14	9/16"	15.2	23	3.4	5.6
GL14sp"	M14	9/16"		30.7	3.4	14.1
GL16	M16	5/8"	17	25.4	3.4	6.7
GL16sp"	M16	5/8"		30.7	3.4	12.8
GL18	M18		19.5	29	3.4	8.9
GL18sp"	M18			34.5	3.4	15.8
GL3/4		3/4"	20	30.7	3.4	10.5
GL3/4sp		3/4"		39	3.4	22.1
GL20	M20		21.4	30.7	3.4	9.3
GL20sp	M20			39	3.4	20.9
GL22	M22	7/8"	23.4	34.5	3.4	12.5
GL22sp	M22	7/8"		42	4.6	31.9
GL24	M24		25.3	39	3.4	17.4
GL24sp	M24			48.5	4.6	45.1
GL1"		1"	27.9	39	3.4	15.3
GL1"sp		1"		48.5	4.6	42
GL27	M27		28.4	42	5.8	31.4
GL27sp	M27			48.5	5.8	52.7
GL30	M30	11/8"	31.4	47	5.8	41
GL30sp	M30	11/8"		55	5.8	70
GL33	M33	11/4"	34.4	48.5	5.8	38.9
GL33sp	M33	11/4"		58.5	5.8	80
GL36	M36	13/8"	37.4	55	5.8	54.9
GL36sp	M36	13/8"		63	5.8	85.8
GL39	M39	11/2"	40.4	58.5	5.8	58.9
GL42	M42		43.2	63	5.8	79.7
GL45	M45	13/4"	46.2	70	7	102
GL48	M48		49.6	75	7	120
GL52	M52	2"	53.6	80	7	130
GL56	M56	21/4"	59.1	85	7	135
GL60	M60		63.1	90	7	152
GL64	M64	21/2"	67.1	95	7	167
GL68	M68		71.1	100	9.5	282
GL72	M72		75.1	105	9.5	307
GL76	M76	3"	79.1	110	9.5	333
GL80	M80		83.1	115	9.5	360
GL85	M85		88.1	120	9.5	378
GL90	M90		92.4	130	9.5	477
GL95	M95		97.4	135	9.5	498
GL100	M100		103.4	145	9.5	589
GL105	M105		108.4	150	9.5	613
GL110	M110		113.4	155	9.5	635
GL115	M115		118.4	165	9.5	753
GL120	M120		123.4	170	9.5	779
GL125	M125		128.4	173	9.5	766
GL130	M130		133.4	178	9.5	792



GL3-GL8sp
 Øi±0.1 mm
 GL3/8"-GL42
 Øi±0.2 mm
 GL45-GL130
 Øi+0.5/-0.0 mm



GL3-GL1"sp
 Øo±0.2 mm
 GL27-GL42
 Øo±0.3 mm
 GL45-GL130
 Øo+0.0/-2.0 mm



GL3-GL42
 T±0.25 mm
 GL45-GL130
 T±0.75 mm